













ProofVision Professional Waterproof TV Range

-  **HD** High Definition (HD) display
-  Ultra slim waterproof remote control
-  Full HD TV tuner
-  Heated screen
-  1-2-3 Simple installation
-  Multiple audio/video inputs
-  **LG** LG LED panels
-  Wide viewing angle
-  IP65 rated
-  **2** YEAR 2 year warranty



Improved sound quality

Our TVs have now introduced additional features creating better sound quality and an improved overall experience. Our 19" and 24" models have built-in vibration speakers. The 32" and 42" have a built-in amplifier and external speakers. The 55" has audio out for connecting external speakers.

RS232 compatibility

The 24inch to 55inch now come with RS232 port and discrete codes as standard enabling communication with all leading home control systems including Control 4, Crestron. Drivers are now available.



Flush fit in tiles

Our range of bathroom TVs offer a flush fit effect with the wall tiles. The super slim fit leaves your bathroom looking sleek, spacious and clutter-free.

Simple installation

We always design our products with the installers in mind. This easy, stress-free installation process will have you setting up your TV in no time. See our simple step by step installation video on the ProofVision website. You may find this in the installation link.

LG Full HD LED panel

The LED panels we use are from one of the most respected manufacturer of LED panels in the world ensuring we deliver the most reliable and best product on the market to our customers.

APPLICATIONS

Ideal for...

 Bathrooms

 Boats

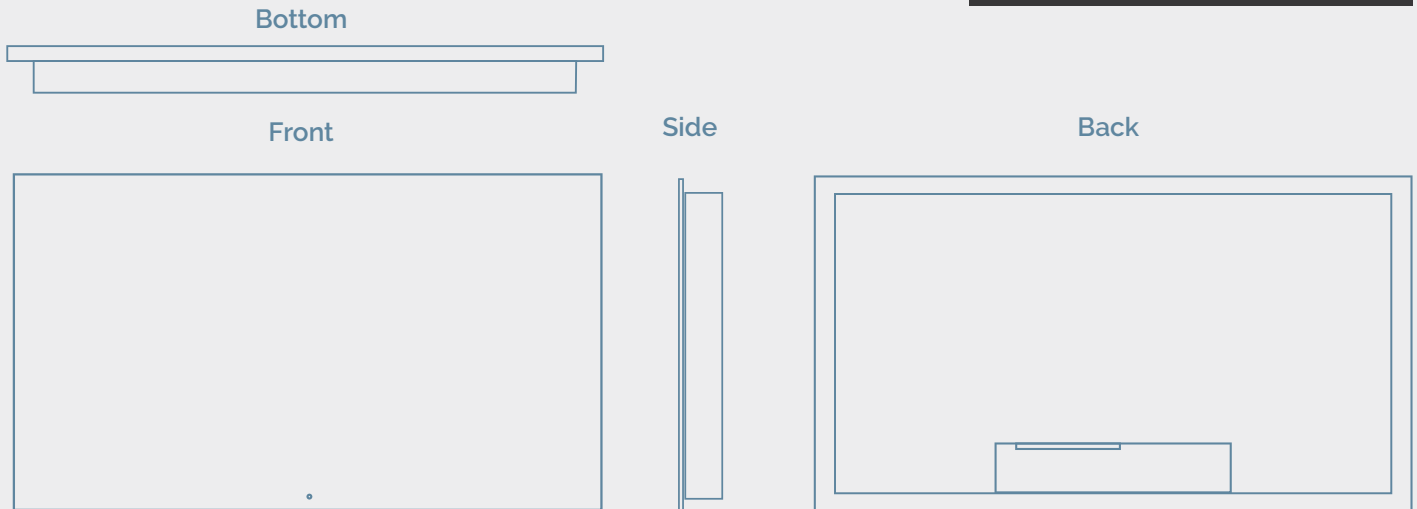
 Showers

 Indoor swimming pools

 Kitchens

 Spas





TECHNICAL SPECIFICATION

	19"	24"	32"	43"	55"
Max resolution	1366x768	1920x1080	1920x1080	1920x1080	1920x1080
Contrast ratio	3000:1	3000:1	10000:1	20000:1	35000:1
Brightness (cd/m ²)	350	350	300	350	350
Max power consumption	<30W	<36W	≤60W	≤80W	≤120W
TV dimension	490 x 335 x 3mm	595 x 397 x 3mm	777 x 506 x 3mm	995 x 630 x 3mm	1320 x 825 x 13mm
Back mounting box dimensions	474 x 318 x 48mm	580 x 380 x 45mm	760 x 496 x 61mm	984 x 619 x 61mm	1281 x 796 x 50mm
Power input range	AC 100-240V DC 12-24V	AC 100-240V DC 12-24V	AC 100-240V DC 12-24V	AC 100-240V DC 12-24V	AC 100-240V DC 12-24V
Viewing angle	H:170°, V:160°	H:170°, V:160°	H:178°, V:178°	H:178°, V:178°	H:178°, V:178°
Weight	9kg	10kg	18kg	33.5kg	43kg
TV format	720p	1080p	1080p	1080p	1080p
IR out	No	No	1pc	1pc	1pc
PC audio	No	No	1pc	1pc	1pc
VGA	No	No	1pc	1pc	1pc
RS232	No	1pc	1pc	1pc	1pc
YPbPr			1pc		
HDMI			2pcs		
AV			1pc		
USB			1pc		
Audio out			1pc		
Waterproof remote control			1pc		
CI card			1pc		
Multilanguage OSD			Yes		

CONTENTS



Remote control
and battery




Transformer



TV back box



Screws and
wall plugs



User and installation
manual

ACCESSORIES

Play TV sound through external speakers



LITHEAUDIO