



PREMIUM BATHROOM 32" SMART TV



Proofvision in-wall bathroom TVs are the ultimate addition to any bathroom, shower, spa, swimming pool and other wet environments. With a stylish design and high-quality entertainment, they are perfect for enhancing your bathroom experience.

In-wall design

Seamlessly embedded into your bathroom wall, these TVs offer a modern, clean look without sacrificing valuable space.

Waterproof and dustproof

With an IP65 rating, this TV is completely waterproof and dustproof, making them perfect for bathrooms, showers, hotels, spas, swimming pools and other wet environments.






Smart TV functionality

As a Smart TV, it has built-in Wi-Fi so you can use your favourite streaming services like Netflix, Apple TV+ Disney, Amazon Prime and more.

High-quality picture and sound

Boasting an HD display and built-in vibration speakers, the Proofvision in-wall bathroom TV delivers an exceptional entertainment experience. Whether you're catching up on your favourite shows or listening to music while getting ready, you'll enjoy vibrant sound and colours.

Key Features

-  HD 1080p display
-  Smart Android OS
-  Full HD TV tuner
-  Heated screen
-  Ultra-slim splash proof remote control

-  Built-in speakers
-  LG LED panels
-  178 x 178 viewing angle
-  IP65 rated
-  2 year warranty

Suitable for

Bathrooms

Showers

Kitchens

Hotels and Spas

Swimming Pools

Specification

LED Spec

Panel size	32"
Aspect ratio	16:9
Resolution	1920 x 1080
Contrast ratio	2000:1
Brightness	350cd/m2
Viewing angle	H:178°, V:178°
Response time	8ms

Power

Power supply	AC 100-240V DC 12V
Max power consumption (W)	<28w

Operation

Built-in tuner	DVB-C/T2/S2
Channels	1000 Channels (Max)
Android OS	Android 9
Picture adjustment	Tint, Colour, Brightness, Contrast, Sharpness
OSD language	Eight languages
Built-in speaker	2 x 5W Vibration Speakers

Environmental

Temperature	0°C to +50°C
Humidity	0% to 100%
Waterproof rating	IP65

Inputs/Outputs

Cable/Antenna	Yes x 2
HDMI	Yes x 1
CI +	Yes x 1
USB	Yes x 2
Coax out	Yes x 1
Video LR	Yes x 1
RJ45	Yes x 1
3.5mm Audio out	Yes x 1
Wifi	Yes x 1

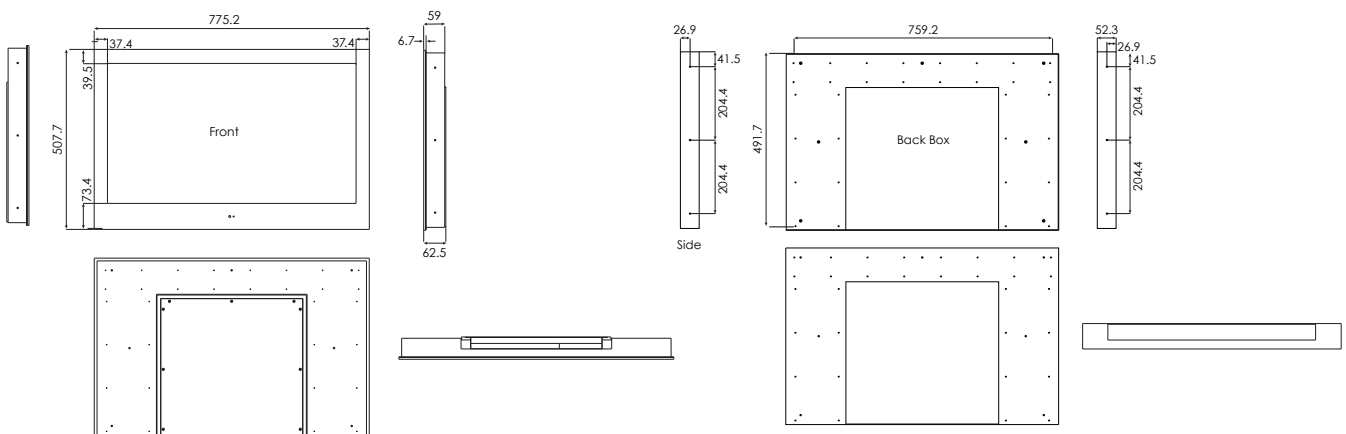
Physical

Front Fascia Dimensions	775mm x 508mm x 5mm
Recess Dimensions	760mm x 492mm x 53mm
Holding mechanism	Magnets

Package Contents

TV	x1
Back mounting box	x1
UK kettle lead	x1
12V transformer	x1
Remote control	x1
User/install guide	x1

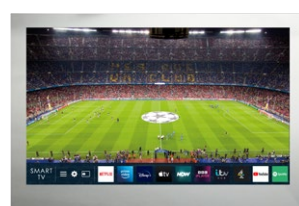
CAD drawings (all dimensions are in mm)



Finishes



Black - PV32BF-A



Mirror - PV32MF-A



White - PV32WF-A